

Issue No. 364



Weekend Box Office Results... 1/10-1/12

 Courtesy of [Comscore](https://www.comscore.com)

Rank	Title	Wk	Theatres	Wknd \$	% Change	\$ Avg/Theatre	Total \$
1	Den of Thieves 2: Pantera (Lionsgate)	1	3,008	15,500,000	-	5,153	15,500,000
2	Mufasa: The Lion King (Disney)	4	3,620	13,200,000	-44	3,646	188,777,479
3	Sonic the Hedgehog 3 (Paramount)	4	3,582	11,000,000	-49	3,071	204,515,000
4	Nosferatu (Focus Features)	3	3,082	6,800,000	-48	2,206	81,807,000
5	Moana 2 (Disney)	7	3,170	6,500,000	-48	2,050	434,855,208
6	A Complete Unknown (Searchlight)	3	2,815	5,000,000	-39	1,776	50,847,682
7	Wicked (Universal)	8	2,967	5,000,000	-50	1,685	458,900,000
8	Babygirl (A24)	3	1,887	3,098,318	-31	1,642	21,738,200
9	Game Changer (Shloka Entertainments)	1	800	1,894,941	-	2,369	1,894,941
10	The Last Showgirl (Roadside Attractions)	1	870	1,533,265	-	1,762	1,533,265


 Screendollars · contactus@screendollars.com · (978) 494-4150

 Thaddeus Bouchard, President · John Shaw, Communications · Tami Morris, Marketing & Studio Relations
 Nicolas Bouchard, Exhibitor Relations · Dick Walsh, Box Office Expert

DEN OF THIEVES 2: PANTERA SWIPES FIRST PLACE

Lionsgate's DEN OF THIEVES 2: PANTERA led all films by earning \$15.5M in its opening weekend, helping the overall box office to reach \$76.4M. This compares to \$97.1M for all films last year on the same weekend, with MEAN GIRLS selling \$28.6M and THE BEEKEEPER taking in \$16.6M, each in their opening weekends. Note that last year, this weekend was Martin Luther King weekend and this year that holiday will arrive next weekend.

This weekend's totals relied heavily on holdover pictures from 2024. The impact of raging wildfires in Los Angeles and winter weather in parts of the U.S. and Canada may also have played a role. Next weekend will see the openings of Universal's WOLF MAN and Sony's ONE OF THEM DAYS, which contribute to an increase in ticket sales.

DEN OF THIEVES 2: PANTERA is the sequel to the 2018 action movie DEN OF THIEVES, which grossed \$44.7M domestic and \$80.5M worldwide. Both the original and the sequel were written and directed by Christian Gudegast and star Gerard Butler and O'Shea Jackson Jr. Butler plays Nicholas "Big Nick" O'Brien, a Los Angeles County sherrif, while O'Shea plays master thief Donnie Wilson. Whereas they are antagonists in the original, their situation has evolved in the sequel to turn them into reluctant allies.

The DEN OF THIEVES 2 storyline picks up right after the events of the original, with Donnie Wilson leaving Los Angeles to set up shop in Europe. This plot was inspired by a real-life diamond heist that took place in Antwerp in 2003. Reviewers are somewhat mixed in their opinions, giving the movie a critics' score of 58% on Rotten Tomatoes, whereas audiences like it better with a 79% rating. Most commenters say that Gerard Butler does a good job portraying "Big Nick" with intensity and that he is well-suited to the role. Others complain that the running time of 2 hours and 24 minutes is too long for an actioner. This was also a criticism of the original, which was 12 minutes shorter. The film features a groundbreaking electric car chase on a serpentine mountain road, featuring a Porsche Taycan. In fact, Porsche contributed five vehicles to film these scenes, a fact which has set Porsche fan discussion groups abuzz.

The principal on location filming took place in the United Kingdom and the Canary Islands, which drove the sequel's production budget to \$40M, which was \$10M higher than the original's. Based on its opening, this movie still has a long ways to go before reaching the \$100M in worldwide box office required to break even. A factor working in its favor is that 45% of the box office of the original 2018 movie came from International markets and the European setting of this film may boost interest in those markets. Here is a comparison of the two DEN OF THIEVES movies.

DEN OF THIEVES vs. DEN OF THIEVES 2: PANTERA



	DEN OF THIEVES	DEN OF THIEVES 2: PANTERA
Release Date	1/19/2018	1/10/2025
Domestic Locations	2,432	3,008
Domestic Opening	\$15.2M	\$15.5M
Domestic Total	\$44.9M	TBD
Worldwide Total	\$80.5M	TBD
Production Budget	\$30M	\$40M
RT Critics	41%	58%
RT Audience	63%	79%

Disney's MUFASA: THE LION KING finished in second place with \$13.3M, a drop of 44%. After last weekend's #1 finish, MUFASA dropped back into second place, a position it has held three times in the four weekends it has played in theatres. After 24 days, MUFASA's totals stand at \$188.8M domestic and \$539.7M worldwide. It continues to gain ground on SONIC THE HEDGEHOG 3, its obvious rival this year since both films opened together on the same day on December 20th. MUFASA could overtake SONIC 3 in the end, since its appeal to families with young children appears to be holding up well.

MUFASA THE LION KING vs SONIC THE HEDGEHOG 3 after 24 Days



	MUFASA: THE LION KING	SONIC THE HEDGEHOG 3
Release Date	12/20/2024	12/20/2024
Domestic Locations	4,100	3,761
Domestic Opening	\$35.4M	\$60.1M
Domestic 10-Day	\$113.5M	\$137.6M
Domestic 17-Day	\$168.6M	\$187.5M
Domestic 24-Day	\$188.7M	\$204.5M
Production Budget	\$200M	\$122M
RT Critics	56%	86%
RT Audience	89%	96%

Paramount's SONIC THE HEDGEHOG 3 finished in third place this weekend with \$11.0M, a drop of 49%. This brings its 24-day totals to \$204.5M domestic and \$384.8M worldwide.

SONIC THE HEDGEHOG Franchise Films after 24 Days



	SONIC THE HEDGEHOG	SONIC THE HEDGEHOG 2	SONIC THE HEDGEHOG 3
Release Date	2/14/2020	4/8/2022	12/20/2024
Domestic Locations	4,167	4,234	3,761
Domestic Opening	\$58.0M	\$72.1M	\$60.1M
Domestic 10-Day	\$106.5M	\$119.9M	\$137.6
Domestic 17-Day	\$128.6M	\$146.3M	\$187.5M
Domestic 24-Day	\$140.5M	\$161.1	\$204.5M
Domestic Total	\$149.0M	\$190.9M	TBD
Worldwide Total	\$319.7M	\$405.4M	TBD
Production Budget	\$85M	\$110.0M	\$122M
RT Critics	64%	69%	86%
RT Audience	93%	96%	96%

The domestic box office for SONIC 3 has passed the first two films, but has not yet reached SONIC 2's worldwide total of \$405.4M. It may get there if it can keep its week-to-week drops at lower than 50% from here on out.

Focus Features' NOSFERATU finished in fourth place with \$8.8M, a drop of 48%. In 19 days since it opened on Christmas Day, Robert Eggers' gothic horror remake has earned \$81.8M domestic and \$135.0M worldwide. While most expected this film to do well, few had predicted this kind of result. Prior to this, THE NORTHMAN was the director's highest grossing film with \$34.2M in 2022. NOSFERATU has more than doubled that total and is still playing in 3,082 theatres. It could wind up with a \$100M domestic gross, a feat that only two horror films achieved last year, with much higher budgets. A QUIET PLACE: DAY ONE earned \$138.9M domestic and ALIEN: ROMULUS earned \$105.1M and those films benefitted from being sequels in well-known and successful horror franchises.

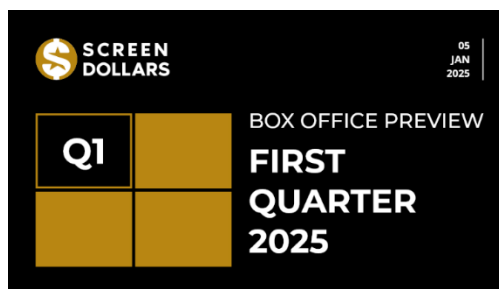
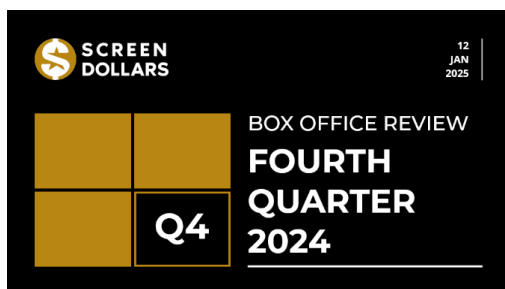
Finishing in fifth place is Disney's MOANA 2, which earned \$6.5M and dropped 48%. This brings its total after 47 days to \$434.9M domestic and \$989.9M worldwide. The film now ranks as the 8th highest-grossing animated film in the domestic market of all time, passing TOY STORY 4 from 2019 that earned \$434.0M. Still playing in 3,170 theatres, the film could reach \$475.0M which would move it up to 7th place, passing FROZEN II from 2019 that earned \$477.4M domestic. It is quite an accomplishment considering the stiff competition it has faced along the way for the family audience.

Where Are We as of 1/9/2025

After 1 week, 2025 box office came in at 123% of the first week from 2024 and 73% compared to the first week of 2019.

2025 VS. 2024	2025 VS. 2019
Year to Date – 1 WEEK – 2025: \$139,249,000 2024: \$113,188,000 123%	YEAR TO DATE – 1 WEEK – 2025: \$139,249,000 2019: \$189,701,000 73%

To read the [2024 FOURTH QUARTER REVIEW](#) or the [2025 FIRST QUARTER PREVIEW](#), click below:



Notable Industry News & Commentary

As Fires in Los Angeles Rage, an Already-Hurting Hollywood Presses Pause

NPR

The terrifying and tragic wildfires in Los Angeles are wreaking havoc with the business of Hollywood. Almost one third of the country's workforce in film and television are based in southern California, according to [reports from Otis College of Art and Design](#). Most in-office meetings and on-location production work has been put on hold to allow workers to concentrate on their homes, their health and the well-being of their families, friends, and communities.

In the normal course of events, January would be full of events and announcements related to the industry's



awards season, which was kicked off last Sunday with the Golden Globes awards show. However, the tragic and ongoing wildfires have turned this schedule upside down, with the [Critics' Choice Awards presentation being postponed](#) from Sunday, January 12th to Sunday, January 26th. The upcoming announcement of nominations for the 2025 Academy Awards, Producers' Guild Awards and Writers' Guild Awards have all been postponed to later dates.

Dangerous conditions have also scuttled the LA premieres for a number of new movie releases, including the high-

profile events for BETTER MAN, WOLF MAN, THE LAST SHOWGIRL, UNSTOPPABLE and ONE OF THEM DAYS.

Even before this week, the Los Angeles film industry was uneasy about the trend for production work relocating out of the area, due to the increasing cost of doing business in Southern California. Steps have been taken recently to offer increased tax breaks to stem the flow. This week's events will certainly present new challenges, at least in the short term.

China Box Office Falls 23% to \$5.8bn in 2024

Screen Daily

Even with 2024 bringing minor decline in the box office in North American and [Europe](#), the Chinese market experienced a much steeper drop. Whereas the Domestic and European markets declined by low single digits from 2023 totals, the Chinese box office posted a concerning 22% drop from \$7.5B in 2023 to \$5.81B in 2024.

Analysts are [pointing to](#) the impact of a general economic downturn in China as well as a declining interest by moviegoers in seeing locally-produced films. In 2024, only 16 Chinese movies earned over \$70M at the box office, down from 31 movies in 2023. And while many Hollywood movies are continuing to struggle to find their audience in China, the decline in local films has been doubly concerning.

China's bad year in 2024 marked a reversal of the post-pandemic trend for China's box office to have expanded its share of the global box office. Of the top 10 highest-grossing movies worldwide in 2024, only one came from China - the film YOLO about a woman who takes up boxing to lose weight and winds up becoming a boxing champion.



The Chinese-produced feature YOLO was the top-earning movie in China in 2024 and the 10th highest earner worldwide.

While YOLO came in 10th place on this list, the top 9 were all from Hollywood studios. For the time being, it seems that Hollywood Studios and the Domestic market have recovered their standing as the center of the movie business, [claiming the box office crown](#) in 2024 and all other post-COVID years.

'Wicked' Weaves Record \$70M for Universal in First Week on PVOD after Near \$700M in Worldwide Box Office

Deadline

On December 31st, Universal made its musical WICKED available to consumers to watch at home through all popular PVOD services including Amazon Prime Video, Apple TV+, Xfinity Stream and YouTube Movies & TV. While some questioned the move given the terrific 5-week exclusive run WICKED had in theatres, Universal shot back that WICKED was an immediate online hit as well, with the highest first-week PVOD sales of any movie in the studio's history.

The studio claims to have sold \$70M in PVOD rentals over its first 7 days, a notable win because [studios keep a significantly larger percentage](#) of gross revenues from



PVOD sales than they do from the in-theatre box office. As a rule, studios keep 80% of PVOD earnings, compared to a range of 65%-50% from the box office. This has led to studios shortening the exclusive window for theatrical runs, despite evidence that a “good” movie can still draw

crowds to theatres beyond the shorter 30-day to 45-day windows that are now common. However, Universal may have reasoned that a decline in theatrical box office after making their movies available online is worth the price, as they try to find the ideal formula to maximize earnings.

Disney, Fox and Warner Bros. Discovery Call Off Plans to Launch Venu Sports Streaming Service

CNBC



Venu Sports, the combined effort by Disney, Fox and Warner Bros. to create a new sports streaming service, has been called off after multiple legal challenges prevented its launch. The news came out on Friday morning and was a surprise to most industry watchers as well as many at Venu itself, with employees getting word on Thursday night. The streaming platform would have carried all the live sports assets from Fox, Disney and Warner Bros, which included many games from the NFL, NCAA College Football, NBA, MLB, NHL, UFC, and other professional sports leagues. The monthly subscription price it had announced was substantially lower than existing options for live sports from cable and streaming services. Venu’s failure eliminates a key competitor for these traditional sports programming providers.

Venu was originally [announced in February](#) and was viewed as a game changer in the live sports market, considering the wide range of programming that the three partners had committed to bring to the new platform. Any in coverage would be compensated by the relatively low price of the service, luring sports fans away from higher-priced platforms.

However, as its development proceeded, Venu was hit with a series of challenges. Within the first month after Venu was announced, FuboTV [filed a lawsuit](#) against the joint venture partners claiming the new service would be extremely anti-competitive by squeezing out alternative providers. Courts ended up siding with FuboTV and agreed that Venu did violate antitrust laws. While Venu ended up settling with FuboTV, DirectTV and Dish quickly filed their own lawsuits on antitrust grounds. Another setback came when [Warner Bros. lost its broadcast right to the NBA](#), which had been seen as an anchor attraction for the new service. In the end, these challenges led the partners to see Venu as a headache that was more trouble than it was worth, scrapping the project entirely.



Sparkling December Finishes 2024 on High with \$3bn Global Box Office Bringing 2024 Total to \$30bn

What a way to end the year! This December the International (excluding China) and Domestic markets recorded the third-highest grossing month since December 2019! Generating a combined box office of \$2.67 billion in the month. That is only behind July 2023 (-17%) and July 2024 (-4%) results.

This fabulous result also pushes the quarterly result to \$6.5 billion making it the highest grossing Q4 of the decade and the 4th highest quarter in that period overall. Moreover, December closes the highest-grossing half year since 2019 with a total of \$13.3 billion! That is +5% ahead of last year's second half (\$12.6bn).

For the whole year of 2024 the International (excluding China) and Domestic markets combined to finish only marginally (-3%) below the prior



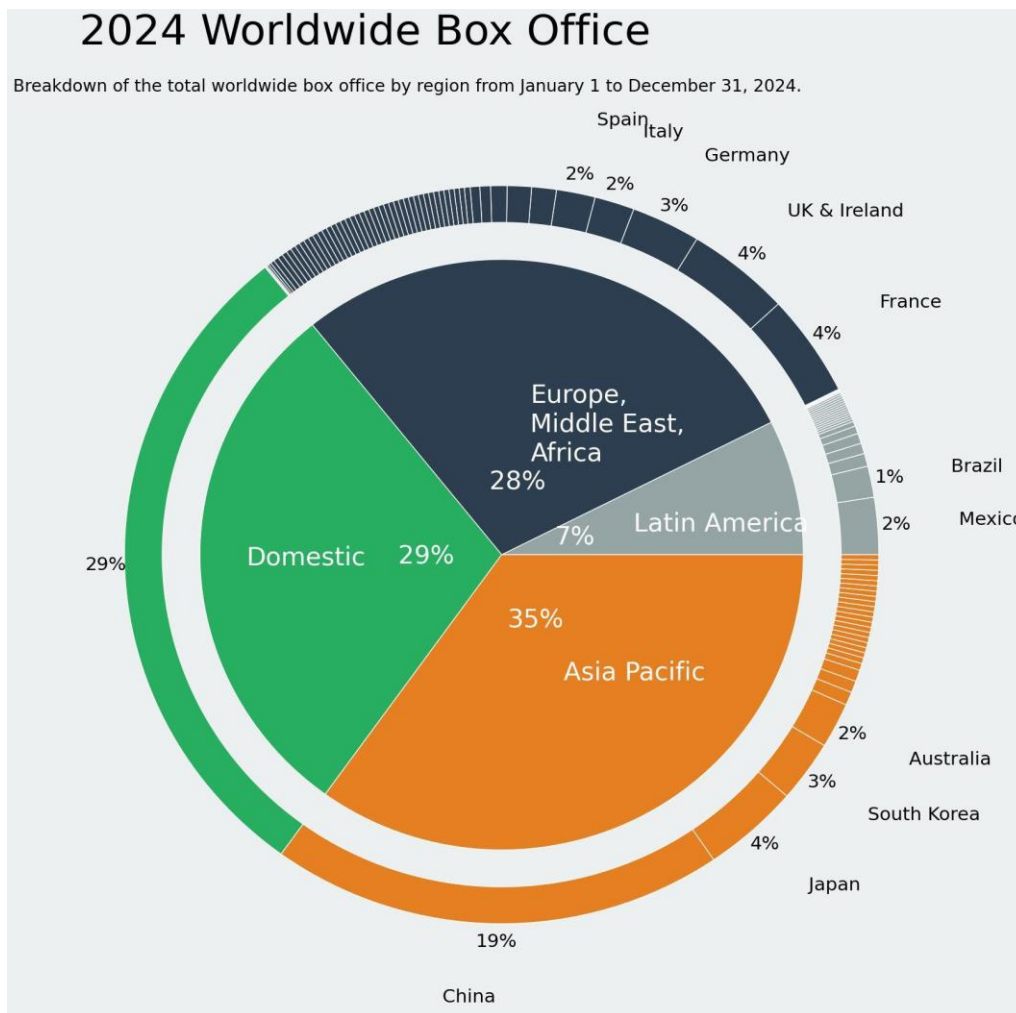
year, grossing \$24.2 billion. Given the limited release calendar of 2024, caused by the long-running actors' and writers' strikes in Hollywood 2023, this can be seen as a significant success. It is another testament of the theatrical industry's resilience.

A return to pre-pandemic levels was never expected for 2024. The International (excluding China) and

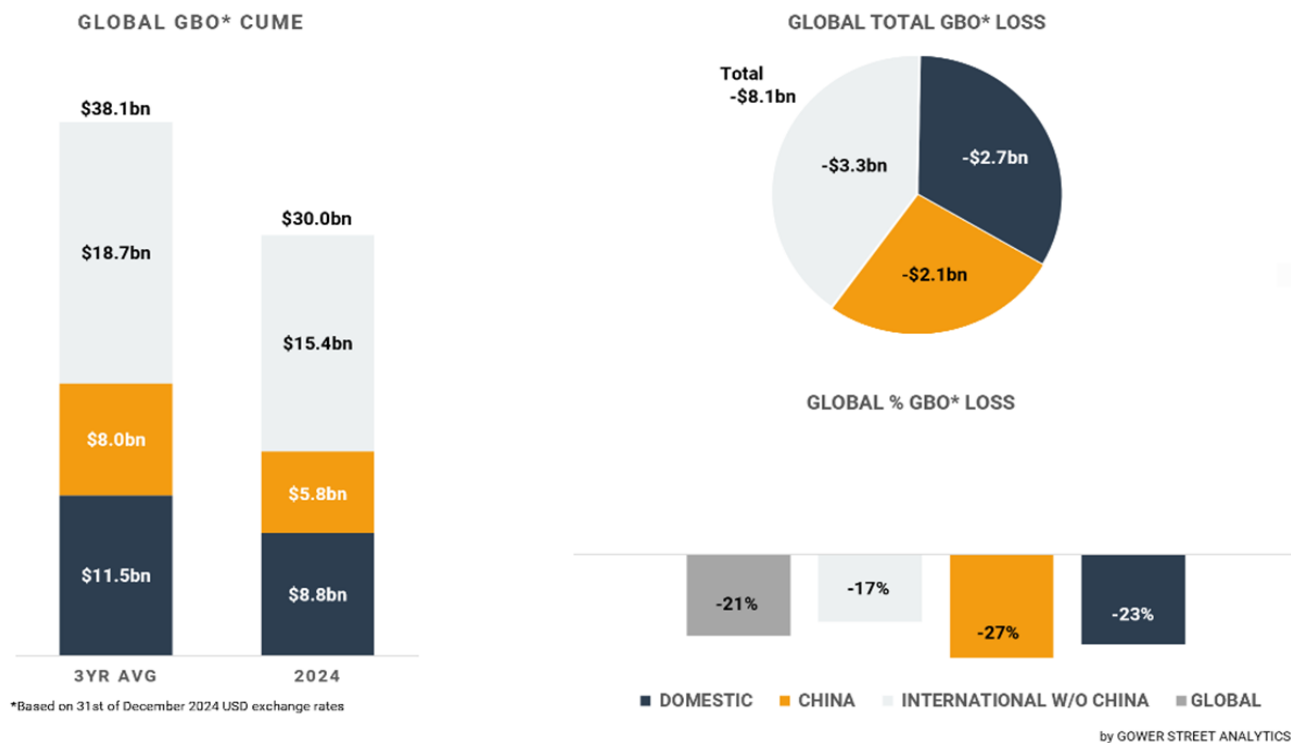
Domestic markets stayed -20% behind the average of the last three pre-pandemic years (2017-2019).

Adding the mediocre result of China this year the Global box office grossed \$30 billion in 2024. That is -7% down on 2023 in current US\$-exchange rates, but clearly above the prior recovery years (2022: +21%, 2021: +55%, 2020: +174%). A substantially strengthened dollar has challenged many major international markets severely in 2024. Consequently, the year-on-year gap to 2023 at historical exchange rates widens to -11%.

For a breakdown of the 2024 results by region and key market see the sunburst graph (below).



On this month's Global Box Office Tracker (GBOT, below), the stacked bar graph on the left shows total box office levels split out by the three key global markets: Domestic, China and International (excluding China). The pie chart indicates the current deficit compared to the average of the three pre-pandemic years (2017-2019) and where those losses are currently coming from. The bar graph on the bottom displays the percentage drops globally.



China struggled in 2024, staying volatile. It recorded the highest year-on-year decrease of all tracked markets with -22%! It was also the only tracked market beside Russia tracking below the 2021 total (by -9%). Its \$5.8 billion 2024 total is -27% behind the average of the last three pre-pandemic years. The biggest international market also ended the year more on the low end. The \$321 million December total was just ranked #8 in the year. The -46% gap against the three-year average is China's 3rd widest of 2024.

In contrast to China, the Domestic market had a great finish to the year. The highest grossing global market in 2024 generated \$992 million in December, the #2 month of the year after July (-17%). It was also the 5th highest-grossing month of the current decade in the market and the best December result since 2019! The strong mix of movies in the market was key. It was only the third time since May 2019 that four titles grossed more than \$100 million

within one month: MOANA 2 at #1 with \$214 million, followed by WICKED (\$190m), SONIC THE HEDGEHOG 3 (\$152m) and MUFASA: THE LION KING (\$128 million). Adding the excellent December result the Domestic market finished 2024 with a \$8.8 billion total. That is -3% down on 2023 and -23% below the pre-pandemic benchmark.

The International market (excluding China) delivered \$1.68 billion in December, -8% behind the 2017-2019 average. This brought the total International box office for 2024 (excluding China) to an estimated \$15.4 billion. This is -2% behind 2023 and -17% behind the pre-pandemic average, at current exchange rates.

Like December last year the month was not dominated by a single title. Multiple tentpoles achieved a remarkable box office. The five highest grossing global movies combinedly contributed \$1.6 billion.

In a family driven holiday slate Disney's sequel MOANA 2 had

fabulous holdover numbers. It was clearly the highest grossing movie in December. The animated hit added an impressive \$604 million in the month for a cume of \$904 million. It will end its run as #3 globally released title in 2024 and the third to cross \$1 billion. This follows two other Disney releases with INSIDE OUT 2 (\$1.7bn) at #1 and DEADPOOL & WOLVERINE (\$1.34bn) at #2, ahead of Universal's DESPICABLE ME 4 (\$970m).

The second highest-grossing title in December also came from Disney with MUFASA: THE LION KING, generating \$366 million within the month. MUFASA already outgrossed MARY POPPINS RETURNS (\$350m) from 2018 and DUMBO (\$357m) from 2019. Given the current performance MUFASA will also outgross MALEFICENT: MISTRESS OF EVIL (\$494m), CINDERELLA (\$544m) from 2015 and THE LITTLE MERMAID (\$570m) from 2023. It should end a bit above the lifetime total of WONKA (\$635m) and FANTASTIC BEASTS: THE CRIMES OF GRINDELWALD (\$656m).

However, this will be less than half of the tremendously successful THE LION KING, which grossed \$1.66 billion in 2019 and is still ranked at #10 of the highest-grossing movies of all-time globally.

Universal's Broadway-adaptation WICKED continued its great run in December. As third highest-grossing movie WICKED added approximately \$319 million within the month for an excellent \$649 million cume. It will end its run as the #5 globally released title in 2024, ahead of Warner's DUNE: PART 2 (\$715m).

The fourth biggest global movie in November was Paramount's SONIC THE HEDGHOG 3 with \$241 million. The third instalment of the very successful franchise already outgrossed the lifetime of the first part (\$320m) at the beginning of January and will surpass SONIC 2 (\$405m) later in that month. Based on the current performance SONIC 3 will very likely end above PUSS IN

BOOTS: THE LAST WISH (\$485m) and 2014's TEENAGE MUTANT HERO TURTLES (\$493m; a bit below KUNG FU PANDA 4 (\$548m).

Finally, Paramount's holdover hit GLADIATOR II added approximately \$134 million in December for a remarkable \$439 million cume at the end of 2024!

Coming into 2024 it was obvious that it wouldn't be a direct continuation of the recovery growth of the prior years. The impact of the 2023 strikes on the release calendar, in terms of global-appeal Hollywood product, was significant. It already slowed down the global box office in the final quarter of 2023 and it continued to do so in 2024, especially in the first half.

The second half of the year picked up with a more filled calendar and multiple break-out hits. In that context it is remarkable to end just - 3% below the prior year for the

International (excluding China) and Domestic markets combined at current US\$-exchange rates. Just the strengthened dollar avoided a higher total result, losing over \$1 billion in exchange rates!

The spaces in the release calendar at least helped to let a multitude of titles shine. Every single success was encouraging. They highlighted the demand for a wide and diverse slate of movies. A key factor for a sustainable recovery and growth of the theatrical industry.

2025 will be the first year since 2019 which is only indirectly influenced by the disruptive events of the pandemic and strikes. With these restrictions disappearing the status quo of the theatrical industry will shape more clearly. After the small contraction of 2024, 2025 is expected to grow more significantly again fuelled by a more robust studio slate and independent productions.

Studio Release Calendar (1/17-2/13)

1/17/25 (Week 3)

Prior Year Results

2024 Week 3 Box Office: \$67,436,505

Wolf Man (Universal) <i>This Blumhouse production is directed by Leigh Whannell (THE INVISIBLE MAN, \$65M) adapts another classic Universal monster. Expect a generally solid film everywhere.</i>	R Horror	103	Digital, Scope, 5.1/7.1, IAB-Atmos, IMAX, D-Box, MX4D, TheatreEars	Wide (3,500) \$20M-\$25M FSS \$60M-\$70M Total
One of Them Days (Sony) <i>Fair to moderate business mainly in urban markets. Skewed African American appeal. Major markets, urban locations best.</i>	R Comedy	97	Digital, Scope, 5.1	Wide (2,500) \$5M-\$6M FSS \$15M-\$20M Total
Autumn and the Black Jaguar (Blue Fox)	PG Adventure Family Comedy	100	Digital, Scope, 5.1	Moderate to Wide



I'm Still Here (Sony Classics)	PG-13 Drama	136	Digital, Flat, 5.1	NY/LA
September 5 (Paramount)	R History, Thriller	95	Digital, Flat, 5.1	Expansion
Hard Truths (Bleecker Street)	R Drama	97	Digital, Flat, 5.1	Expansion
Se7en (Warner Bros./IMAX) 30th Anniversary	R Suspense	127	Digital, 4K DCP, IMAX	Expansion
Harbin (Well Go USA) Original title: Haeolbin (Korea)	NR Action Thriller	113	Digital, Scope, 5.1/7,1	Expansion
Sing Sing (A24)	R Drama	107	Digital, Flat, 5.1	Expansion
Hold Me Close (VIVA USA)	NR Romance Drama	98	Digital, Flat, 5.1	Limited
Both Eyes Open (Oasis Ave. Films/IFC Films/Eminick)	NR Suspense	100	Digital, Flat, 5.1	Limited
Night Call (Magnolia)	NR Action	97	Digital, Flat, 5.1	Limited
Grand Theft Hamlet (MUBI)	NR Documentary	89	Digital, Flat, 5.1	Limited
Alarum (Lionsgate Premiere)	R Action Suspense	95	Digital, Flat, 5.1	Limited
DIG! XX (Oscilloscope)	NR Documentary	146	N/A	Limited
Wish You Were Here (Lionsgate Premiere)	PG-13 Romance	99	Digital, Flat, 5.1	Limited
UFC 311: Makhachev vs Tsarukyan 2 (Iconic)	NR Live Boxing Event	180	Digital, Flat, 5.1	1/18 Intuit Dome - Inglewood, CA
Marked Man: Rule & Shaw (Fathom)	NR Romance	93	Digital, Flat, 5.1	1/22-23 Event
The Goonies (Fathom) 40th Anniversary	PG Action Adventure	120	Digital, Scope, 5.1	1/19-20 Event
College Football National Championship (ESPN, TSN, TNT)	NR Live Event	N/A	Digital, Flat, 5.1	1/20 Special Event

1/24/25 (Week 4)

Prior Year Results

2024 Week 4 Box Office: \$67,436,505

Presence (NEON) <i>A family discovers they're not alone when they move into a new house. Directed by Steven Soderbergh, written by David Koepp (the 9th most successful screenwriter of all time). Shot completely in the first person from the POV of the ghost. Positive early audience reactions.</i>	R Horror	85	Digital, Flat, 5.1	Wide (2,500) \$10M-\$12M FSS \$20M-\$25M Total
Flight Risk (Lionsgate) <i>Mel Gibson directs, Mark Wahlberg stars. In another time, this would be called a "B-movie" meaning a short run, playable film. In this case, the budget was reportedly \$15M.</i>	NYR Action Thriller	91	Digital, Scope, 5.1, D-Box, 4DX, MX4D	Wide (2,500) \$8M-\$10M FSS \$25M-\$30M Total
Brave the Dark (Angel Studios) <i>Haunted by torturous childhood memories, Nate Williams finds himself engulfed in darkness. His drama teacher bails him out of jail and mentors him to confront his past before he faces his own destruction.</i>	PG-13 Drama	112	Digital, Flat, 5.1	Wide (1,500) \$4M-\$6M FSS \$10M-\$15M Total
Inheritance (IFC)	R Suspense	101	Digital, Flat, 5.1	Moderate to Wide
The Colors Within (GKids) <i>Japanese w/ English subtitles</i>	PG Anime Drama	110	Digital, Flat, 5.1	Moderate
Boonie Bears: Time Twist (VIVA)	PG Anime Drama	104	Digital, Flat, 5.1	Limited
Sherlock Holmes Mare of the Night (TriGoldwynProd)	NR Mystery Drama Horror	129	Digital, Flat, 5.1	Limited
A Bronx Tale: One Man Show (Drafthouse Films)	NR Drama	95	Digital, Flat, 5.1	Event
Not an Artist (Utopia)	NR Comedy	97	Digital, Flat, 5.1	1/28 Event
Between Borders (Fathom)	NR Drama	125	Digital, Flat, 5.1	1/26-28 Event
Aida: The Met Live in HD (Fathom)	NR Opera	220A	Digital, Flat, 5.1	1/25, 1/29, 2/1 Event

1/31/25 (Week 5)

Prior Year Results

2024 Week 5 Box Office: \$62,665,621

Dog Man (Universal) <i>Spinoff of a character in the book series "Captain Underpants". The Dog Man character and books are not as popular. Business looks above average as a family film timed well for release.</i>	PG Animation	94	Digital, Flat, 5.1/7.1, IAB, Dolby Vision, D-Box, 4DX, MX4D	Wide (3,500) \$20M-\$25M FSS \$60M-\$70M Total
---	----------------	----	---	--

Companion (Warner Bros/New Line) Directed by Leigh Wannell (<i>THE INVISIBLE MAN</i> and the <i>INSIDIOUS</i> series). Good test screenings and early reactions have been well above average. Good business possible with potential to be a sleeper hit.	R Suspense Thriller	97	Digital, Scope, 5.1, 4K, 5.1/7.1 Atmos, IMAX	Wide (3,500) \$10M-\$15M FSS \$40M-\$50M Total (Could reach \$60M+)
Valiant One (Briarcliff) A routine mission goes awry when a US army helicopter crashes deep within North Korea.	R Action Drama	87	Digital, Scope, 5.1	Wide (1,500) \$3M-\$4M FSS \$6M-\$8M Total
Screamboat (Iconic)	NR Comedy Horror	90	Digital, Flat, 5.1	Moderate
Love Me (Blecker Street)	R Sci-Fi Drama	82	Digital, Flat, 5.1	Moderate
Green and Gold (Fathom)	NR Family Drama	105	Digital, Flat, 5.1	1/31-2/6 Moderate
Se7en (IMAX) 30th Anniversary	R Suspense	127	Digital, IMAX	Expansion
AXCN 2025: Cowboy Bebop the Movie (Iconic)	Treat as R Anime	115	Digital, Flat, 5.1	2/5 Event
MacBeth (Trafalgar) Filmed live at the Donmar Warehouse, London. Starring Cush Jumbo and David Tennant.	NR Live Theatre	114	Digital, Flat, 5.1	2/5 Event
Hellraiser (Fathom) Remastered	R Horror	112	Digital, Flat, 5.1	2/5 Event
Swept Away (Kino Lorber) 4K Restoration. Lina Wertmuller-D In Italian w/ English Subtitles	NR Drama	115	Digital, Flat, 5.1	NYC (Film Forum)
Like Father Like Son (Lionsgate Premiere)	R Suspense	89	Digital, Flat, 5.1	Limited
Marcello Mia (Strand)	NR Comedy Drama	120	Digital, Flat, 5.1	NYC


2/7/25 (Week 6)

Prior Year Results

2024 Week 6 Box Office: \$38,908,806

Love Hurts (Universal) A good trailer creates interest for this fun, entertaining action comedy. Ke Huy Quan (<i>EVERYTHING EVERYWHERE...</i>) toplines the actioner.	R Action Comedy	83	Digital, Flat, 5.1, 4K, 5.1/7.1, Dolby Vision, IAB-Atmos, D-Box, 4DX, MX4D, Theater Ears	Wide (3,000) \$15M-\$20M FSS \$40M-\$50M Total
Heart Eyes (Sony/Screen Gems/Spyglass) Similar appeal to <i>THANKSGIVING (2023; 3,204 locations, \$10M FSS, \$32m total)</i> , 2-4 weeks business until <i>THE MONKEY</i> opens on 2/21.	R Romance Comedy Horror	90	Digital, Scope 5.1	Wide (3,000) \$10M-\$12M FSS \$25M-\$30M+ Total
Buster Keaton's Sherlock Jr. with REM (CineLife)	PG Comedy	78	Digital, Flat, 5.1	Moderate to Wide
Bring Them Down (MUBI)	NR Thriller Drama	106	Digital, Flat, 5.1	Moderate
2024 Oscar Nominated Short Films (Festival Directors)	Live Action, Animation, Documentary	NA	Digital, Flat, 5.1	Moderate
The Performance (GVN Releasing) Jeremy Piven	NR Drama	113	Digital, Flat, 5.1	Select Expansion
Marcello Mia (Strand)	NR Comedy Drama	120	Digital, Flat, 5.1	Limited Expansion
Becoming Led Zeppelin (Sony Classics)	PG-13 Documentary	121	Digital, Scope 5.1	NY/LA
Parthenope (A24)	R Fantasy Drama	137	Digital, Scope 5.1	Limited
Dark Nuns (Well Go USA) Korean, English subtitles	NR Horror	90	Digital, Scope 5.1, IMAX	Limited
Armand (IFC)	R Drama	117	Digital, Flat, 5.1	Limited
Suze (Drafthouse)	NR Comedy Drama	93	Digital, Flat, 5.1	Limited
I Love You Forever (Utopia)	NR Comedy Drama	89	Digital, Flat, 5.1	NYC
Attack on Titan: The Last Attack (Sony/Crunchyroll)	NR Animation Adventure	145	Digital, Flat, 5.1	2/10 Event
Harry Potter and the Sorcerer's Stone (Fathom)	PG Classics Family Drama	157	Digital, Scope 5.1, 3D, 4DX	2/13, 2/20, 2/27 Event
Harry Potter and the Philosopher's Stone (Fathom)	PG Classics Family Drama	157	Digital, Scope 5.1, 3D, 4DX	2/13, 2/20, 2/27 Event
UFC 312: du Plessis vs Strickland 2 (Iconic)	NR Boxing	160	Digital, Flat, 5.1	2/8 Live Event Qudos Bank Arena, Sydney Olympic Park, AUS

NOTABLE TRAILERS



[Love Me](#)
Bleecker Street
1/31 Wide




[Companion](#)
Warner Bros./New Line
1/31 Wide



[Heart Eyes](#)
Sony/Screen Gems
2/7 Wide



[Love Hurts](#)
Universal
2/7 Wide



[The Monkey](#)
NEON
2/21 Wide



[In the Lost Lands](#)
Vertical Entertainment
3/7 Wide



[A Working Man](#)
Amazon/MGM
3/28 Wide



[Thunderbolts](#)
Disney/Marvel
5/2 Wide

TICKET TO RIDE PODCAST

The Box Office Upside For '25 & Assorted Takeaways from '24

January 10, 2025

Paul, Mike and Thaddeus promise a steady flow of TTR episodes in the new year while discussing the 24 point gain YoY the industry realized since June to land at an impressive \$8.74B. A positive outlook for '25 for theatres is on tap while recognizing some of the challenges in the cards. Even "Hot Frosty" gets a mention!

[LISTEN NOW](#)



S2 EPISODE 4
THE BOX OFFICE UPSIDE FOR '25 & ASSORTED TAKEAWAYS FROM '24

PAUL DERGARABEDIAN (comscore)
MIKE POLYDOROS (PAPERPLANE AND THE BEKEEPER)
THADDEUS BOUCHARD (SCREEN DOLLARS)

#TICKETTORIDEPODCAST