



Weekend Box Office 1/2-1/4

Courtesy of [Comscore](#)

Rank	Title	Wk	Theatres	Weekend	% Change	Average/ Theatre	Total
1	Avatar: Fire and Ash (20 th)	3	3,835	\$40,000,000	-37	\$10,430	\$306,024,602
2	Zootopia 2 (Disney)	6	3,285	\$19,000,000	-4	\$5,784	\$363,647,129
3	The Housemaid (Lionsgate)	3	3,070	\$14,865,000	-3	\$4,842	\$75,724,000
4	Marty Supreme (A24)	3	2,887	\$12,554,127	-29	\$4,349	\$56,000,736
5	Anaconda (Sony)	2	3,509	\$10,000,000	-31	\$2,850	\$45,861,000
6	The SpongeBob Movie: Search for SquarePants (Paramount)	3	3,217	\$8,200,000	-26	\$2,549	\$57,634,000
7	David (Angel)	3	2,900	\$8,002,169	-36	\$2,759	\$70,112,578
8	Song Sung Blue (Focus)	2	2,705	\$5,870,000	-17	\$2,170	\$25,003,000
9	Wicked: For Good (Universal)	7	1,885	\$3,250,000	-39	\$1,724	\$339,870,000
10	Five Nights at Freddy's 2 (Universal)	5	1,986	\$2,700,000	-39	\$1,360	\$125,221,000
Total				\$124,441,296			

[See Complete Results](#)

Tap into insights
Advertise where it counts

[Advertise With Us](#)

Screendollars • contactus@screendollars.com • (978) 494-4150

Thaddeus Bouchard, President · Tami Morris, Marketing & Studio Relations · Nicolas Bouchard, Exhibitor Relations
Dick Walsh, Box Office Expert · Sonny Gourley, Film & Studio Relations

AVATAR: FIRE AND ASH Continues its Lead as the Calendar Flips to 2026

The two movies that led the box office last weekend came out on top again this weekend. Disney and 20th Century's AVATAR: FIRE AND ASH was the #1 movie for the third consecutive weekend, earning \$40.0M additional, and Disney's ZOOTOPIA 2 came in second with \$19.0M. A strong following of other holdover pictures provided the additional support necessary to push the total weekend box office to \$132.0M. This compares to the first weekend of 2025, which generated 21% less with \$103.9M, led by Disney's MUFASA: THE LION KING with \$23.5M and Paramount's SONIC THE HEDGEHOG 3 close behind with \$21.4M.



After the last three years have wound up with a domestic box office hover under \$9B, the industry is hopeful that 2026 will bring an uptick in moviegoing, with ticket sales at or above \$10B for the first time since the pandemic. Please refer to the [Screendollars 2026 First Quarter Preview](#) for our discussion of the movies you can look forward to over the next three months.

FIRST PLACE

AVATAR: FIRE AND ASH's first place finish was expected, with its third weekend total of \$40.0M coming in 37% under last weekend's \$64.0M. After 17 days in theatres, James Cameron's third AVATAR movie has earned \$306.0M domestically and \$1.083B worldwide. It was somewhat of a surprise to see a 37% drop this weekend, based on the track record of the first two AVATAR movies. This drop was the worst of any film in this weekend's top five movies. While all three AVATARS were released in the week before Christmas and did well in their openings, their unique strength played out in their performance over time, lasting well into the new year. AVATAR: FIRE AND ASH was always expected to be the lowest grossing of the three movies, but its third weekend drop of 37% was steeper than AVATAR's 9% drop and AVATAR: THE WAY OF WATER's impressive 6% rise in their third weekends.

The three films opened on December 18, 16, and 19, in that order. Now that the ups and downs of the holiday calendar (Christmas Eve, New Year's Day, etc...) have come and gone, what remains from here on out is the daily grind of the early new year. After their first 17 days, AVATAR produced an additional \$398M in domestic ticket sales while AVATAR: FIRE AND ASH would go on to sell \$259M more. Here is a look at how the two earlier AVATAR movies did in January in their 4th to 7th weeks.

Weekend Gross and Declines Weekends 4-7









Wknd	AVATAR	AVATAR: THE WAY OF WATER
4	\$53.3M (-27%)	\$45.8M (-32%)
5	\$42.7M (-15%)	\$32.8M (-28%)
6	\$34.9M (-18%)	\$20.1M (-39%)
7	\$31.3M (-10%)	\$16.0M (-21%)

While it's still too early to say how AVATAR: FIRE AND ASH will wind up, its earnings do not appear to be on the same track as the earlier movies. That is not to say that FIRE AND ASH is a failure by any means, having brought in more than \$1B worldwide and crossed into the realm of profitability despite its expensive \$400M production budget. FIRE AND ASH now

has 72% of the worldwide box office gross of THE WAY OF WATER after 17 days, and if that percentage holds up, FIRE AND ASH will earn \$1.7B globally.

James Cameron and Disney now face the difficult decision of whether to commit themselves to making an AVATAR 4 movie. These movies are earning less each time out and Cameron has plenty of other projects he could work on. In fact, it has been associated with five non-AVATAR film projects and at 71 years old he still has a lot more moviemaking ahead of him. His directorial resume is second to none... yes, even the Steven Spielberg's movies have not grossed as much as Cameron's.

AVATAR Movies after 17 Days


			
	AVATAR: FIRE AND ASH	AVATAR: THE WAY OF WATER	AVATAR
Release Date	12/19/2025	12/16/2022	12/18/2009
Domestic Locations	3,800	4,202	3,452
Domestic Opening	\$89.2M	\$134.1M	\$77.0M \$116.6M*
Domestic 2 nd Weekend	\$64.0M (-28%)	\$63.3M (-53%)	\$75.6M (-2%) \$114.2M*
Domestic 3 rd Weekend	\$40.0M (-37%)	\$67.4M (+6%)	\$68.5M (-9%) \$103.5M*
Domestic 17-Day total	\$306.0M	\$425.5	\$352.1M \$531.0M*
Domestic Total	TBD	\$688.5M	\$785.2M \$1.2B*
Worldwide Total	TBD	\$2.3B	\$2.9B \$4.4B*
Production Budget	\$400M	\$350M	\$237M \$358.8M*
RT Critics	 66%	 76%	 81%
RT Audience	 90%	 92%	 82%

*Adjusted for inflation

SECOND PLACE

Disney's ZOOTOPIA 2 finished in second place for the second weekend in a row, adding \$19.0M and falling only 4%. This brings its 40-day total to \$363.6M domestically and \$1.588B worldwide, which is ahead of the 2016 original which earned \$297.8M domestically in its first 40 days. In fact, ZOOTOPIA 2 has already passed the original's total box office of \$341.3M domestically and \$1.0B worldwide. Only two American-made animated films have earned more globally: THE LION KING from 2019 which earned \$1.66B and INSIDE OUT 2 from 2024 which earned \$1.69B. Note that China's NE ZHA 2 is the current worldwide box office champ among animated films, with a whopping \$2.0B from its 2025 release. ZOOTOPIA 2 has thrived in foreign markets, accounting for 71% of its total to-date. In the domestic market, ZOOTOPIA 2 is only the #17 movie on the all-time list of animated films, behind Universal's DESPICABLE ME 2 from 2013 at \$368.1M. The ZOOTOPIA franchise has a bright and profitable future ahead of it, having a ratio of 10.6 to 1 in its cumulative worldwide gross to production cost.

ZOOPTOIA Movies after 40 Days



	ZOOPTOIA 2	ZOOPTOIA
Release Date	11/26/2025	3/4/2016
Domestic Locations	4,000	3,887
Domestic Opening Weekend	\$96.8M	\$75.1M
Domestic 2nd Weekend	\$43.0M (-57%)	\$51.3M (-32%)
Domestic 3rd Weekend	\$26.3M (-39%)	\$37.2M (-28%)
Domestic 4th Weekend	\$14.5M (-44%)	\$24.0M (-35%)
Domestic 5th Weekend	\$20M (+28%)	\$19.3M (-20%)
Domestic 6th Weekend	\$19.0M	\$14.3M (-26%)
Domestic Total after 40 Days	\$363.6M	\$297.8M
Domestic Total	TBD	\$341.3M
Worldwide Total	TBD	\$1.0B
Production Budget	\$150M	\$150M
RT Critics	90%	98%
RT Audience	96%	92%

THIRD PLACE

Lionsgate's *THE HOUSEMAID* defied gravity by adding \$14.9M in its third weekend, a drop of only 3%. The thriller has earned \$75.7M domestically and \$133M globally in its first 17 days in theatres. Star Sydney Sweeney has had a busy year, having been caught up in an unintended controversy last summer over her appearance in an American Eagle jeans campaign. Conservatives and liberals took opposite views of the campaign, with President Trump weighing in that the ads were great while many on the left thought they were offensive. American Eagle's Chief Marketing Officer boasted that the effort was worth "every single dollar," with the key metrics of sales, traffic, and awareness all up since the campaign's July launch. In fact, sales of the jeans surged by double-digits since the campaign launched. Meanwhile, Sweeney's 2026 movies were all languishing, with three box office bombs in a row. Then came *THE HOUSEMAID*, released on December 19th, and seventeen days later she's being congratulated for having a new

THE HOUSEMAID vs. A SIMPLE FAVOR after 17 Days



	THE HOUSEMAID	A SIMPLE FAVOR
Release Date	12/19/2025	9/14/2018
Domestic Locations	3,015	3,102
Domestic Opening Weekend	\$19.0M	\$16.0M
Domestic 2nd Weekend	\$15.4M (-19%)	\$10.3M (-36%)
Domestic 3rd Weekend	\$14.9M	\$6.5 (-36%)
Domestic 17 Day total	\$75.7M	\$43.0M
Domestic Total	TBD	\$53.5M
Worldwide Total	TBD	\$97.6M
Production Budget	\$35M	\$20M
RT Critics	75%	84%
RT Audience	92%	72%

hit on her hands. The film has already surpassed the \$88M worldwide that it needed in to be profitable, and it on track to add to this totals throughout January.





Sweeney has signed up for a lot in 2026, starting with the upcoming season of the hit series Euphoria (HBO) in which she plays the character Cassie Howard. The show's third season is set to premiere in April. She will have a cameo in THE DEVIL WEARS PRADA 2, scheduled to hit theatres on May 1. She will also play the lead in the upcoming movie SCANDELOUS!, a biopic focused on actress Kim Novak. This movie will be directed by Colman Domingo, with shooting set to begin shortly. This movie focuses on Novak's romantic relationship with famous singer and performer Sammy Davis Jr., highlighting the personal and professional barriers they faced in 1950's America. Some are saying that SCANDELOUS! is Sweeney's most demanding role yet, forcing her to show range beyond the romcoms, thrillers and TV series she has on her current resume.

FOURTH PLACE

A24's MARTY SUPREME continues to bounce along after its Christmas Day expansion. For the weekend, it finished in fourth place with \$12.6M, a drop of 29%. This brings its 17-day totals to \$56.0M domestically. The question about this movie was always whether it would appeal to a broad audience when it played nationwide, and the answer to that is a resounding YES. MARTY SUPREME has already done better than our comparison picture UNCUT GEMS, and still has a lot of runway ahead of it. It will wind up as A24's second highest domestic grossing movie when it passes CIVIL WAR's \$68.8M, while still trailing EVERYTHING EVERYWHERE ALL AT ONCE with its \$77.1M.

While that's quite an accomplishment, the downside is that it cost a lot to make the movie so it may not turn a profit. That would only happen if its grosses \$175M globally and its performance internationally has been underwhelming. A24 is acting as its own distributor in the domestic market, having acquired rights from Central Pictures who produced the movie with additional financing partners. After factoring in earnings from video on demand sales and a rights deal with a streamer, MARTY SUPREME will probably come out about even financially. It could also reward its supporters at the upcoming 98th Academy Awards, where it is likely to receive multiple nominations.


MARTY SUPREME vs. UNCUT GEMS after 17 Days

	MARTY SUPREME	UNCUT GEMS
Release Date	12/19/2025	12/13/2019
Domestic Locations	5/	5/2,348
Domestic Opening Weekend	\$875K	\$537K
Domestic 2 nd Weekend	\$17.5M	\$241K (-55%)
Domestic 3 rd Weekend	\$12.6M (-29%)	\$9.6M (+3,827)
Domestic Total 17 Days	\$56.0M	\$20.0M
Domestic Total	TBD	\$50.0M
Worldwide Total	TBD	\$50.0M
Production Budget	\$70M	\$19M
RT Critics	 94%	 91%
RT Audience	 83%	 52%

FIFTH PLACE

Sony's action comedy ANACONDA held on to its fifth place spot for the second weekend in a row with an additional \$10.0M. This brings its 11-day total to \$45.9M domestically and \$88.4M globally. From the moment we heard about the concept for this picture and its casting, we have been high on its potential. It featured two big box office draws in Paul Rudd and Jack Black, offered a funny new take with the characters attempting to recreate a cult classic movie, and would be released in the lucrative pre-Christmas schedule. We had expected the film to earn \$60M over the final 8 days of 2025, which would be a good, solid result. We were not expecting JUMANJI or ANT MAN numbers, but it would have been a meaningful contributor to the season as the second or third highest-grossing movie of the holiday. Finishing in fifth place in its first two weekends is a disappointment, at least based on our expectations. The film will have to hustle to make the \$113M necessary in worldwide sales to get into the black from its theatrical run. Even with the critics down on the movie with a 52% score on Rotten Tomatoes, audiences were pretty pleased with a 76% score. Perhaps, that mostly positive word of mouth will lead to more sales in the weeks ahead.

ANACONDA 2025 vs. ANACONDA 1997 -After 11 Days in Release



	ANACONDA	ANACONDA
Release Date	12/25/2025	4/11/1997
Domestic Locations	3,509	2,456
Domestic Opening Weekend	\$14.6M	\$16.6M \$33.5M*
Domestic 2 nd Weekend	\$10.0M (-31%)	\$12.0M \$24.2M*
Domestic 11 Days in Release	\$45.9M	\$34.7M \$70.1M*
Domestic Total	TBD	\$65.9M \$133.1M*
Worldwide Total	TBD	\$136.9M \$276.4M*
Production Budget	\$45M	\$45M \$90.9M*
RT Critics	🌸 50%	🌸 40%
RT Audience	🍿 76%	🍿 24%

*Adjusted for inflation

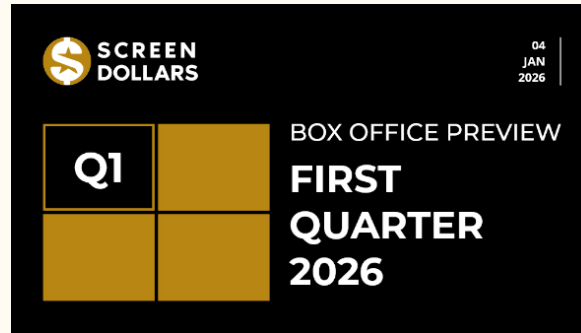
Where Are We as of 1/1/2026

After 52 weeks, the 2025 domestic box office stands at 101% compared to the same point in 2024 and 76% compared to 2019.

2025 vs. 2024	2025 vs. 2019
YEAR TO DATE – 52 Weeks – 2025: \$8,607,099,000* 2024: \$8,544,354,000 101%	YEAR TO DATE – 52 Weeks – 2025: \$8,607,099,000* 2019: \$11,291,316,000 76%

*Final 2026 box office numbers are subject to change while collecting end of year updates from sources.

To read the 2026 FIRST QUARTER PREVIEW click below:



NOTABLE INDUSTRY NEWS & COMMENTARY

Repeat Moviegoers Help Hollywood Eke Out a Slightly Better 2025

New York Times



The theatrical box office ended 2025 with a 2% increase in domestic box office over 2024 totals. It was a modest financial improvement for an inconclusive and inconsistent year at the North American box office. The results offer theatre owners both a way forward and notable causes for concern.

On the positive side, exhibitors were savvier in programming specialty titles to fill “empty spaces” in the release calendar.

Examples of this included showtimes for Netflix’s streaming hit [KPOP DEMON HUNTERS](#) and Taylor Swift’s [RELEASE PARTY OF A SHOWGIRL](#). The year wound up with a must-see two day screening of the finale of Netflix’s [STRANGER THINGS: SEASON 5](#), which reportedly [brought in more than \\$25 million](#) during its screenings on New Year’s Eve and New Year’s Day screenings. These event at the cinema provided much-needed box office and concessions sales to fill in around major releases. Theatres will look to double down on these successes during 2026.

On the other hand, 2025 featured its share of major franchise releases, some of which struggled to turn out audiences. Some of these soft spots were Marvel’s [THUNDERBOLTS](#) and [FANTASTIC FOUR: FIRST STEPS](#), Pixar’s [ELIO](#), Paramount’s [MISSION IMPOSSIBLE: THE FINAL RECKONING](#), and Lionsgate’s [BALLERINA](#). They contributed to the [lowest-attended summer for moviegoing in over 40 years](#). Audiences appear to be more discerning than ever, as evidenced by excellent data from EntTelligence, which [reported a 5% decline in attendance](#) in 2025. Hollywood will need to turn out fresher new movies and inventive new ways to draw audiences.

Hollywood's Heroes of the Year Are... The Warner Bros. Duo

Puck



Warner Bros. Film Division Co-CEOs Mike De Luca and Pam Abdy

Warner Bros. had one of the best years of the major Hollywood studios, releasing a [record-breaking](#) string of profitable movies that kept the theatrical box office afloat throughout the early and middle parts of the year. WB's 2025 was led by an encouraging blend of movies spawned out of established franchises and original new titles. Shepherding of the studio's film slate was led by its Co-CEOs Mike De Luca and Pam Abdy. Their success is even more remarkable given of how precarious their jobs seemed at the beginning of the year.

2025 did not start off so well for De Luca and Abdy, with films MICKEY 17, ALTO NIGHTS and COMPANION all bombing and the fallout of a disappointing 2024 release for JOKER 2: FOLIE A DEUX still being felt. Before CinemaCon in late March, there was widespread speculation that the duo [was on the verge of being replaced](#). Warner Bros. CEO David Zaslav fueled that fire when he refused to give them a public vote of confidence going into conference.

However, the narrative began to turn with the release of A MINECRAFT MOVIE, which became the highest-grossing film of the year in the domestic market, and began a run of seven WB movies to gross at least \$40M in their opening weekends. These included original films like SINNERS and WEAPONS, franchises films like SUPERMAN and THE CONJURING: LAST RITES, and new IP like F1: THE MOVIE. It culminated with the September release of ONE BATTLE AFTER ANOTHER, which is seen as a leading candidate for Best Picture at the Oscars. This successful run led to [the duo receiving a contract extension](#), which was a truly remarkable turnaround. Whether they can replicate this success in 2026 remains to be seen, with key titles ahead such as WUTHERING HEIGHTS, THE BRIDE!, SUPERGIRL, and DIGGER.

The Timmy Hustle Paid Off for Marty Supreme

Vulture

Right behind the holiday blockbuster releases of AVATAR: FIRE AND ASH and ZOOTOPIA 2, the entertainment industry has noted a strong third-place finish for A24's MARTY SUPREME. A24's original R-rated drama stars Timothée Chalamet as a Marty Mauser, a money grubbing ping pong hustler in 1950's New York. This is the type of movie that the industry has long viewed as outside the mainstream and not commercially viable. However, against all odds it has become a box office success, grossing more than \$50M in its first week and well-positioned for a productive run in theatres. Many have attributed the movie's success to Chalamet's performance and star-appeal and A24's all-out marketing blitz to promote it.

Over the 15 years since its founding, A24 has had success drawing younger audiences to its films by using inventive marketing campaigns, helping them grow from an indie distributor into a mid-tier studio. For MARTY SUPREME, [A24 blanketed various platforms](#) from Times Square in New York and The Sphere in Las Vegas to a MARTY SUPREME blimp flying over Los Angeles. Chalamet himself went all out to promote the film, participating in inventive marketing

gimmicks such as a [fake Zoom meeting with the marketing team at A24](#) to appearing at numerous red carpet events in orange outfits that matched the orange color of the ping pong balls in the movie. It all seems to have paid off, proving that an original film can succeed at the box office through a combination of star power an effective marketing.



STUDIO RELEASE CALENDAR (1/9-2/5)

Click on any title to view more information.

1/9/26 (Week 2)

Prior Year Results: \$106,422,271

Greenland: Migration GREENLAND streamed 1/26/21. Due to COVID, it was not released in theatres.	Lionsgate	PG-13 1h 38m Action, Thriller	Wide (2,500) \$12M-\$15M Open \$25M-\$30M Total
Primate A group of friends' tropical vacation turns into a terrifying, primal tale of horror and survival.	Paramount	R 1h 29m Horror	Wide (3,000) \$10M-\$15M Open \$25M-\$30M Total
I Was a Stranger Five strangers are pulled together, colliding on a single night where survival is uncertain.	Angel	PG-13 1h 43m Drama	Wide (1,000) \$6M-\$8M Open \$10M-\$15M Total
Is This Thing On?	Searchlight	R 2h 4m Comedy, Drama	Wide Exp.
MET Opera: I Puritani	Fathom Entertainment	NR 3h 47m Opera, Special Events	1/10 Event
Dead Man's Wire	Row K	R 1h 45m Crime, Drama	Limited
Labyrinth 40th Anniversary	Fathom Entertainment	PG 1h 41m Fantasy, Musical	1/8-11 Limited
Gundam Premiere Night	Fathom Entertainment	Event	1/12 Limited
The Metropolitan Opera: I Puritani	Fathom Entertainment	Musical Event	1/10 & 1/14 Event

1/16/26 (Week 3)

Prior Year Results: \$113,931,067

1/19 MLK Day

28 Years Later: The Bone Temple 28 YEARS LATER (6/20/25) \$30M open; \$70.4M total.	Sony	R 1h 49m Horror	Wide (3,000) \$20M-\$25M Open \$50M-\$60M Total
Dead Man's Wire On February 8, 1977, Tony Kiritsis entered the office of Richard Hall, president of the Meridian Mortgage Company, and took him hostage with a sawed-off shotgun wired with a "dead man's wire" from the trigger to Tony's own neck.	Row K	R 1h 45m Crime Drama	Wide Exp. (1,500) \$5M-\$8M (FSS) \$12M-\$15M Total
Hamnet	Focus Features	PG-13 2h 5m Biography, Drama, History	Wide Exp. (1,500) \$3M-\$6M (FSS) \$10M-\$12M Total
Charlie the Wonderdog	Viva Pictures	PG 1h 35m Animation, Family	Moderate
Night Patrol	IFC Films	R 1h 44m Horror, Thriller	Moderate
The Choral	Sony Pictures Classics	R 1h 53m Drama, History, Romance	Moderate
Madagascar 20th Anniversary	Universal	PG 1h 26m Adventure, Animation, Family	Limited
Leave	Footage Films	Drama, Horror	Limited

Signing Tony Raymond	Iconic	NR (Treat as PG) 1h 45m Comedy	Limited
All You Need is Kill	GKIDS	R 1h 22m Animation	Limited
A Private Life	Sony Pictures Classics	R 1h 47m Crime, Drama, Mystery	NY/LA
The Lord of the Rings: The Fellowship of the Ring	Fathom Entertainment	PG-13 2h 58m Adventure, Fantasy	1/17 Event
The Lord of the Rings: The Two Towers	Fathom Entertainment	PG-13 2h 59m Adventure, Fantasy	1/17 Event
The Lord of the Rings: Return of the King	Fathom Entertainment	PG-13 Adventure, Fantasy 3h 21m	1/18 Event

1/23/26 (Week 4)

Prior Year Results: \$87,803,782

Mercy IMAX 2D/3D	Amazon MGM	R 1h 40m Sci-Fi, Action	Wide (2,500) \$15M-\$25M Open \$45M-\$50M Total
The Testament of Ann Lee	Searchlight	R 2h 17m Biography, History	Moderate Exp.
H is for Hawk	Roadside Attractions	PG-13 1h 54m Drama	Moderate
Return to Silent Hill	Iconic Events	R 1h 46m Horror	Moderate
Clika	Sony	R Drama, Music	Limited
Arco	NEON	PG 1h 28m Adventure, Animation, Fantasy	Limited
The Dreamer Cinderella	Atlas Distribution	PG 1h 34m Drama, Romance	Limited
Megadeth: Behind the Mask	Trafalgar	1h 48m Music Event	1/22 Event
Hard Boiled	GKIDS	NR 2h 24m Action, Crime, Thriller	1/25, 1/26, 1/28 Event

1/30/26 (Week 5)

Prior Year Results: \$107,370,902

Send Help	20th Century	1h 53m Horror, Thriller	Wide
Shelter	Black Bear	R 1h 47m Action, Thriller	Wide
The Moment	A24	R 1h 43m Drama, Music, Thriller	Wide
Arco	NEON	PG 1h 28m Adventure, Animation, Fantasy	Wide Exp.
Moses the Black	Fathom Entertainment	1h 50m Crime, Drama	Moderate
A Private Life	Sony Pictures Classics	R 1h 47m Crime, Thriller	Moderate
Melania	Amazon MGM	PG 1h 44m Documentary	Moderate
A Poet	1-2 Special	2h 3m Comedy	Limited

RELEASE CALENDAR

RELEASE CHANGES


NOTABLE TRAILERS



Send Help (20th Century)
1/30 Wide



Hoppers (Disney)
3/6 Wide



The Breadwinner (Sony)
3/13 Wide



Disclosure Day (Universal)
6/12 Wide



The Odyssey (Universal)
7/17 Wide



Avengers: Doomsday (Disney/Marvel)
12/18 Wide

SEE MORE