

Q1
Q2
Q3
Q4

BOX OFFICE PREVIEW THIRD QUARTER 2026

Film Weeks 27–39 (July 3–October 1)

Q3 2026: The Quarter That Could Cement the Comeback

By Dick Walsh

We have momentum! Through the first six months of 2026, the domestic box office is 13% higher than at this same point in 2025. With \$4.7B already in the books, the best since 2019, it seems increasingly likely that 2026 will wind up passing \$9B and become the highest-grossing year since before the pandemic.

Where Are We as of 7/2/2026

BOX OFFICE AND ATTENDANCE – YEAR-TO-DATE THROUGH 26 WEEKS

	Box Office	ATP	Attendance	Box Office 2026 vs.	Attendance 2026 vs.
2026	\$4,694,000,000	*\$12.00	391,139,083	N/A	N/A
2025	\$4,128,000,000	*\$11.65	354,350,815	▲ 14%	▲ 9%
2024	\$3,599,000,000	\$11.31	318,218,833	▲ 30%	▲ 23%
2023	\$4,479,000,000	\$10.94	409,451,188	▲ 5%	▼ 4%
2019	\$5,683,000,000	\$9.16	620,405,131	▼ 17%	▼ 37%

*Estimated

Although the trendline is positive, history reminds us not to celebrate too early. At the halfway point in 2023, the box office stood at 96% of this year's level and wound up finishing at \$8.9B, a good result and the best yearly total since 2019. While today's position is encouraging, much work lies ahead.

The good news is that the highest-grossing movies of the year could still be ahead of us. Over the past three years, on average the second half of the year has accounted for 53% of the total annual box office. During that time, the third quarter has generated more than half of the box office from the second half of the year. There is good reason to believe that this year's Q3 could outperform the third quarters from recent years. In this quarterly preview we will examine the following key factors that have led us to this optimistic take.

1. The Top 10 movies in Q3 2026 will earn 9% more than the Top 10 from Q3 2025.
2. The Top 4 releases in Q3 2026 will outperform the Top 4 from Q3 2025 by 33%.
3. Q3 2026 will finish 13% higher than Q3 2025.
4. The first three quarters of 2026 will finish 13% higher than the same period of 2025.
5. Through Q3, Disney and Universal will be in a close race for studio market share lead.

1. The Top 10 Movies in Q3 2026 Will Earn 9% More Than the Top 10 from Q3 2025

The box office earnings from the top 10 movies of a quarter is always a key factor as to how the quarter performs. It is also a good measure of how a given quarter compares with another quarter, especially the same quarter in a prior year. Here is a look at our predicted grosses for the top 10 movies of Q3 2026 compared with the actual top 10 from Q3 2025.

Q3 TOP 10 MOVIES – 2026 vs. 2025

(Quarterly box office totals include sales within the 13 film weeks of Q3)

Q3 2026 (Estimated)		
Rank & Title	Release Date	Quarter Total
1. SPIDER-MAN: BRAND NEW... (SON)	7/31	\$700M
2. THE ODYSSEY (UNI)	7/17	\$400M
3. MINIONS & MONSTERS (UNI)	7/1	\$225M
4. MOANA (DIS)	7/10	\$180M
5. INSIDIOUS: OUT OF THE... (SON)	8/21	\$85M
6. EVIL DEAD BURN (WB)	7/10	\$80M
7. THE DOG STARS (DIS)	8/28	\$70M
8. PRACTICAL MAGIC 2 (WB)	9/11	\$65M
9. PAW PATROL	8/14	\$60M
10. THE END OF OAK STREET (WB)	8/14	\$55M
Total		\$1.920B
Change 2026 vs. 2025		+9%

Q3 2025 (Actual)		
Rank & Title	Release Date	Quarter Total
1. SUPERMAN (WB)	7/11	\$354M
2. JURASSIC WORLD: REBIRTH (UNI)	7/2	\$340M
3. FANTASTIC 4: FIRST STEPS (DIS)	7/25	\$274M
4. THE CONJURING: LAST RITES (WB)	9/5	\$164M
5. WEAPONS (WB)	8/8	\$151M
6. F1: THE MOVIE (WB)	6/27	\$126M
7. DEMON SLAYER: INFINITY... (SON)	9/12	\$120M
8. FREAKIER FRIDAY (DIS)	8/8	\$94M
9. BAD GUYS 2 (UNI)	8/1	\$81M
10. HOW TO TRAIN YOUR DRAGON UNI)	6/13	\$59M
Total		\$1.763B

We expect the top 10 films of this year’s third quarter to outperform the top 10 from last year’s Q3 by 9%. This would be a welcome result, showing that the studios are releasing movies with blockbuster potential at a key time of the year for moviegoing. If the quarter’s 10 highest-grossing films outperform the top 10 from last year’s Q3, the entire quarter benefits since a stronger performance at the top translates to stronger overall sales. We expect the Top 10 for Q3 2026 to account for 74% of the quarter's overall box office. More importantly, spreading the wealth throughout the quarter over 10 commercially appealing movies is a much more reliable formula for success than relying on an outsized performance from one or two hits. Sustained firepower is precisely what has been missing from other post-pandemic years.

2. The Top 4 Releases in Q3 2026 Will Outperform the Top 4 from Q3 2025 by 33%

While we are predicting that the Top 10 movies of the upcoming quarter will earn 9% more than the Top 10 in last year’s third quarter, that increase depends on exceptional performances from the Top 4 movies in the period: SPIDER-MAN: BRAND NEW DAY, THE ODYSSEY, MINIONS & MONSTERS, and MOANA. We expect these movies to generate 58% of the entire quarter’s box office, whereas the Top 4 from Q3 2025 accounted for only 50% of that quarter's box office. Should one or two of these films fall short of expectations, it could have a dramatic effect on Q3’s total box office.



TOP 4 FILMS Q3 2026 vs. 2025

Q3 2026 (Estimated)		
Rank & Title	Release Date	Quarter Total
1. SPIDER-MAN: BRAND NEW... (SON)	7/31	\$700M
2. THE ODYSSEY (UNI)	7/17	\$400M
3. MINIONS & MONSTERS (UNI)	7/1	\$225M
4. MOANA (DIS)	7/10	\$180M
Total		\$1.505B
Change 2026 vs. 2025		+33%

Q3 2025 (Actual)		
Rank & Title	Release Date	Quarter Total
1. SUPERMAN (WB)	7/11	\$354M
2. JURASSIC WORLD: REBIRTH (UNI)	7/2	\$340M
3. FANTASTIC 4: FIRST STEPS (DIS)	7/25	\$274M
4. THE CONJURING: LAST RITES (WB)	9/5	\$164M
Total		\$1.132B

There is a severe drop off in box office earnings from the #4 movies of the quarter, MOANA at \$180M, to the #5 movie, INSIDIOUS: OUT OF THE FURTHER at \$85M. If the Top 4 fall significantly short of our projections, there would not be enough strength from the #5 to #10 movies to offset the shortfall. In fact, we expect this year’s Q3 #5 to #10 movies to earn 34% less than the comparable set from Q3 2025.

FILMS 5-10 Q3 2026 vs. 2025

Q3 2026 (Estimated)		
Rank & Title	Release Date	Quarter Total
5. INSIDIOUS: OUT OF THE... (SON)	8/21	\$85M
6. EVIL DEAD BURN (WB)	7/10	\$80M
7. THE DOG STARS (DIS)	8/28	\$70M
8. PRACTICAL MAGIC 2 (WB)	9/11	\$65M
9. PAW PATROL: DINO MOVIE (PAR)	8/14	\$60M
10. THE END OF OAK STREET (WB)	8/14	\$55M
Total		\$415M
Change 2026 vs. 2025		-34%

Q3 2025 (Actual)		
Rank & Title	Release Date	Quarter Total
5. WEAPONS (WB)	8/8	\$151M
6. F1: THE MOVIE (WB)	6/27	\$126M
7. DEMON SLAYER: INFINITY... (SON)	9/12	\$120M
8. FREAKIER FRIDAY (DIS)	8/8	\$94M
9. BAD GUYS 2 (UNI)	8/1	\$81M
10. HOW TO TRAIN YOUR DRAGON UNI)	6/13	\$59M
Total		\$631M

Despite that risk, we feel confident that this quarter’s Top 4 movies will live up to or exceed our projected numbers, paving the way for a post-pandemic, record-setting \$9B+ year.

3. Q3 2026 Will Finish 13% Higher Than Q3 2025

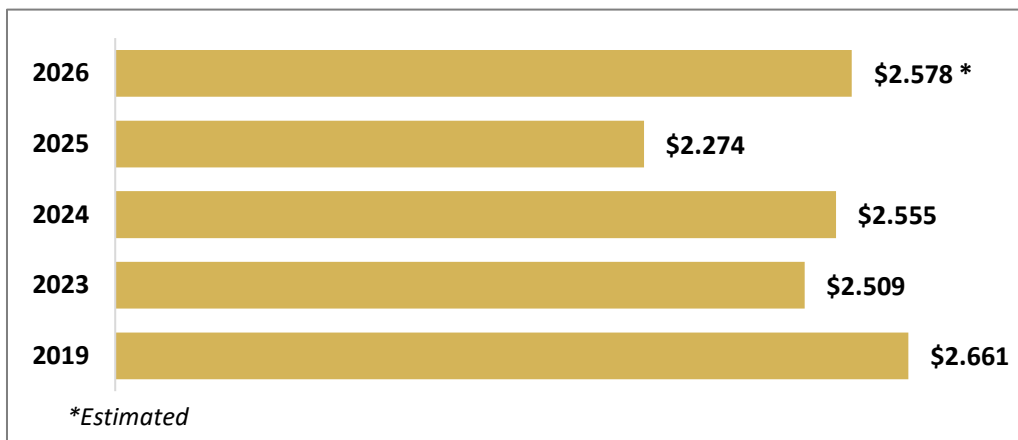
We project a Q3 2026 gross of \$2.578B, compared to last year's Q3 total of \$2.273B. This represents a \$305M improvement for the period over 2025, or 13% higher. This would be more than a one-off seasonal uptick, but as a sign that the theatrical business has entered a new phase in its recovery. Since the pandemic, the industry has struggled with an inconsistent supply of major releases, making it difficult to build momentum from one quarter to the next. A double-digit percentage improvement during the heart of the summer moviegoing season would show that studios are back to delivering the quantity and quality of films needed to lure consumers back to theatres.

Here is a comparison of the third quarter in 2026 compared to the most recent four years excluding the pandemic-impacted years from 2020, 2021 and 2022.



Q3 BOX OFFICE RESULTS

(in Billions)

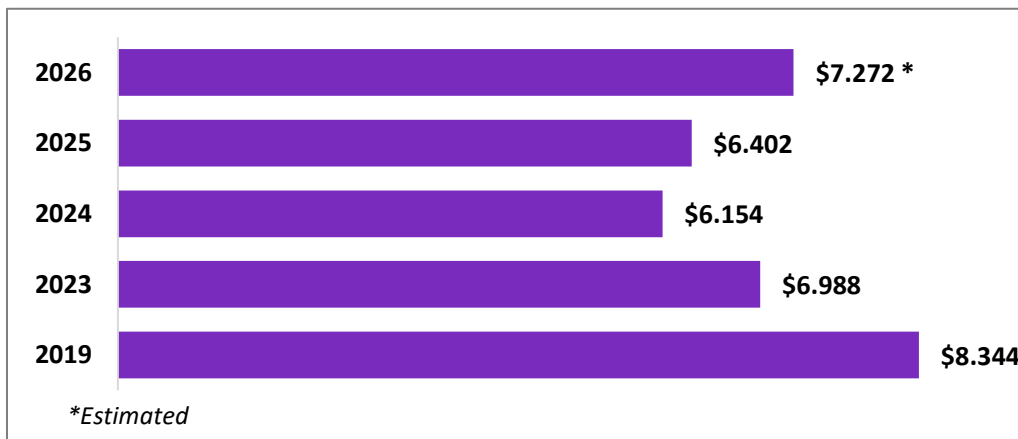


4. The First Three Quarters of 2026 Will Finish 13% Higher than the Same Period of 2025

Assuming that this year’s Q3 comes in 13% higher than Q3 2025, it will mark the third consecutive quarter with a higher box office than last year. After Q1 2026 overperformed last year’s Q1 by 28%, and Q2 was up 6%, a 13% increase for Q3 would leave the 2026 box office after 39 weeks 13% higher than it was at the same point in 2025. The chart below estimates where we will stand with one quarter remaining compared to previous years, demonstrating that 2026 will be in the strongest position since 2019.

FIRST THREE QUARTERS OF 2026 BOX OFFICE RESULTS

(in Billions)



5. Through Q3, Disney and Universal Will Be in a Close Race for Studio Market Share Lead

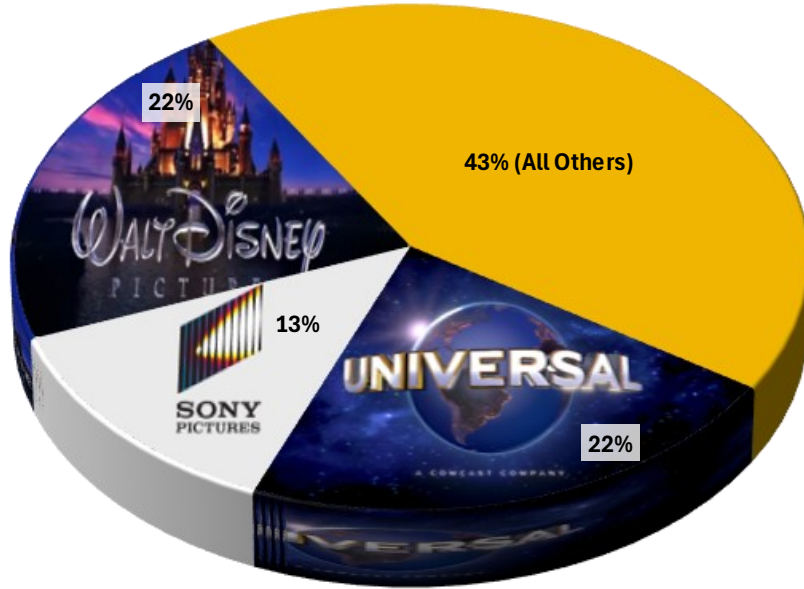
At the end of the second quarter of 2026, Disney led all other studios with its movies having a 31% share of the overall box office. Disney’s powerful combination of Walt Disney Motion Pictures, Marvel Studios, Pixar, Lucasfilm, 20th Century Studios, and Searchlight Pictures produced the top-grossing slate of movies for 2024 and 2025. This year Disney has a solid lead on first place after 26 weeks, we predict that after 39 weeks Disney find itself in a tight race with Universal for studio supremacy. Disney starts Q3 with a lead of nearly \$300M over Universal. Universal has a high-earning quarter ahead with the releases of MINIONS & MONSTERS on 7/1 and THE ODYSSEY on 7/17, which should bring in \$625M within the quarter. By comparison, Disney will be releasing MOANA on 7/10, SUPER TROOPERS 3 on 8/7, and THE DOG STARS on 8/28, which



we estimate will earn \$275M in the quarter. If it plays out as we expect, both Disney and Universal will be standing at an equal \$1.6B in domestic box office after 39 weeks.

Sony should be in third place, having earned nearly \$900M in the first three quarters. The lion's share of that number will come from SPIDER-MAN: BRAND NEW DAY, which could produce \$700M in Q3 after its 7/31 release. We expect that picture to be the highest-grossing movie of the 2026, and will represent a large portion of Sony's box office for the year. Here is the market share breakout for the top three studios.

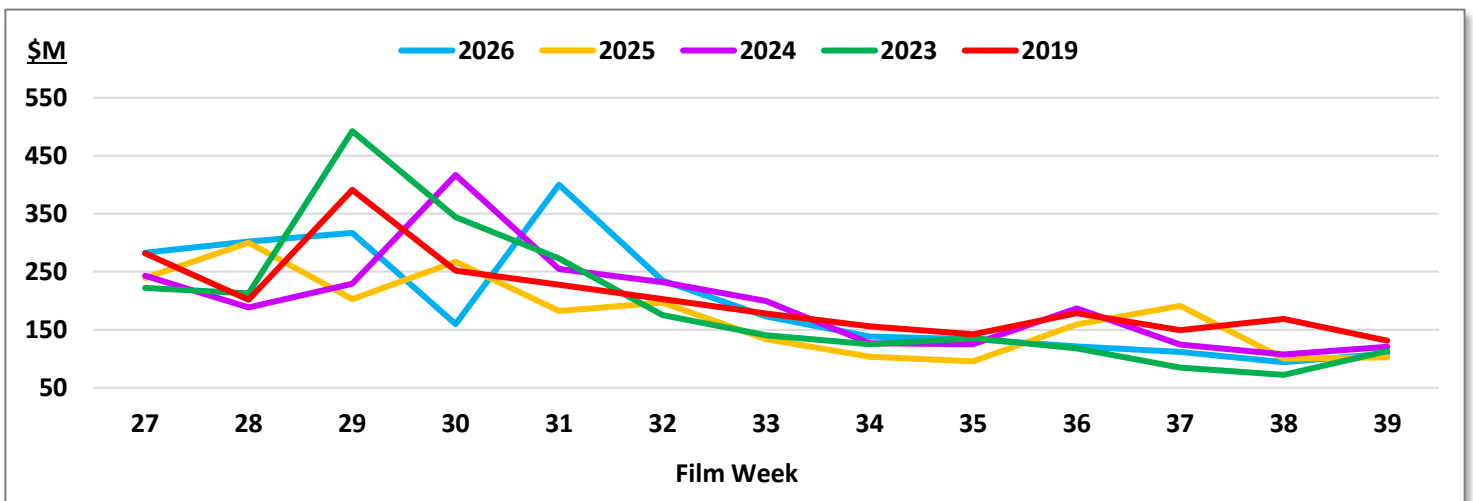
DISTRIBUTOR MARKET SHARE THROUGH Q3 OF 2026



Q3 Weekly Gross Totals by Year

This chart shows our projections for grosses in each week during Q3, positioning those 13 weeks in 2026 alongside the same weeks in 2025, 2024, 2023 and 2019.

Q3 WEEKLY GROSS TOTALS BY YEAR



A Synopsis of Wide Release Movies in Q3 2026

Here is a summary of every movie scheduled for release in the upcoming quarter that we expect to earn \$20M or more within the quarter. For each, we offer our prediction for the box office it will earn within the quarter. For movies expected to earn significant additional box office after Q3, we have also included an estimate for the movie's entire run.

July



7/1

MINIONS & MONSTERS (Universal, \$220M-\$230M)

PG | 1h 30m | Adventure, Animation, Family

The yellow henchmen inadvertently crash a 1920s Hollywood set and become massive silent film stars. When "talkies" render them jobless, outcasts James and Henry use a stolen sorcerer's spellbook to summon creatures for their own movie, accidentally unleashing giant monsters on the world.

7/3

YOUNG WASHINGTON (Angel Studios, \$30M-\$35M)

PG-13 | 2h 5m | Action, Adventure, Biography, War

Before he became the first president of the United States, young George Washington tests his honor, loyalty and courage by fighting in the Revolutionary War. As alliances crumble and the frontier erupts into battle, he must confront not only his enemies, but the man he's becoming.

7/10

MOANA (Disney, \$175M-\$185M)

PG | 1h 55m | Action, Adventure, Family, Fantasy

This live-action adaptation follows Moana (Catherine Laga'aia) as she answers the ocean's call to save her people. Setting sail beyond the barrier reef, she tracks down the legendary, shapeshifting demigod Maui (Dwayne Johnson). Together, they battle mythical creatures and brave treacherous seas to restore the heart of Te Fiti and discover her true identity as a master way-finder.

EVIL DEAD BURN (Warner Bros., \$75M-\$85M)

R | 1h 50m | Horror

After the loss of her husband, a woman seeks solace with her in-laws. As one by one they transform into deadites, she comes to discover that the vows she took in life - survive even in death.

7/17

THE ODYSSEY (Universal, \$390M-\$410M)

R | Action, Adventure, Drama, Fantasy

After the Trojan War, Odysseus faces a dangerous voyage back to Ithaca, meeting creatures like the Cyclops Polyphemus, Sirens, and Calypso along the way. Directed by Christopher Nolan, this epic adventure's all star cast includes Matt Damon, Tom Holland, Anne Hathaway, Robert Pattinson, Lupita Nyong'o and Zendaya.



7/31

SPIDER-MAN: BRAND NEW DAY (Sony, \$690M-\$710M) *PG-13 | 2h 30m | Action, Adventure, Fantasy*

A forgotten Peter Parker lives alone as a full-time Spider-Man until mounting pressure triggers a dangerous change and a powerful new enemy emerges. Tom Holland and Zendaya return in their fourth installment of the franchise together. It's a busy time for them considering their roles in *THE ODYSSEY*, releasing two weeks prior.

August



8/7

ONE NIGHT ONLY (Universal, \$21M-\$28M) *R | Comedy, Drama, Romance*

Follows two newly-single strangers, Allie and Owen, wandering New York City on the one night a year premarital sex is legal. While the rest of the city frantically scrambles to hook up, they cross paths and connect, but must navigate a series of misadventures and detours that complicate their budding romance.

SUPER TROOPERS 3 (Searchlight, \$20M-\$25M) *R | 1h 40m | Comedy, Crime, Mystery*

When Farva's over-the-top Indian engagement to Thorny's sister spirals into chaos, the Super Troopers must navigate Thorny's schemes to break up the relationship, all while trying to bring down a pernicious new drug ring.

8/14

PAW PATROL: THE DINO MOVIE (Paramount, \$55M-\$65M) *PG | 1h 28m | Animation, Adventure, Family*

The Paw Patrol lands on a mysterious dinosaur island after a storm, where they meet Rex, a stranded pup. When Humdinger's reckless mining triggers a volcano, the team faces their biggest rescue mission yet to save the island.

THE END OF OAK STREET (Warner Bros., \$50M-\$60M) *1h 40m | Action, Adventure, Mystery, Sci-Fi, Thriller*

Anne Hathaway and Ewan McGregor star in this dinosaur adventure about a family who bands together to navigate their new surroundings after a cosmic event transports their suburban neighborhood to someplace unknown.

8/21

INSIDIOUS: OUT OF THE FURTHER (Sony, \$80M-\$90M) *Horror, Mystery, Thriller*

Gemma, a young mother raising her daughter in the house she grew up in, discovers she can travel into The Further, where she possesses an ability to bring what lives there back to the real world. This is the sixth movie in the *INSIDIOUS* series.




8/28

THE DOG STARS (Disney, \$65M-\$75M)

R | 1h 40m | Action, Adventure, Drama, Sci-Fi, Thriller

Margaret Qualley, Jacob Elordi and Josh Brolin star in this post-apocalyptic story that follows Hig, a pilot who survives a devastating flu pandemic that wipes out most of humanity. Living in an abandoned Colorado airport with his dog and a tough, gun-toting survivalist, Hig risks everything to fly beyond his safe perimeter when he picks up a mysterious, distant radio transmission. Directed by Ridley Scott.

September



9/4

HOW TO ROB A BANK (Amazon MGM, \$18M-\$25M)

R | Action, Comedy, Thriller

A crew of social media-savvy bank robbers broadcasts their daring heists, gaining viral fame and public adoration. However, their online popularity puts them in the crosshairs of a veteran FBI agent and a brilliant, disgruntled software engineer who is forced to team up with the law to bring them to justice. Directed by David Leitch, starring Nicholas Hoult, Tati Gabrielle and Zoe Kravitz.

9/11

PRACTICAL MAGIC 2 (Warner Bros., \$60M-\$70M)

Comedy, Drama, Fantasy, Romance

Set twenty-five years after the original movie, Practical Magic 2 follows Sally and Gillian as they unite to help Sally's daughter, Kylie. When Kylie discovers hidden family secrets and develops dark abilities, the women travel to Europe to end their centuries-old love curse. Nicole Kidman and Sandra Bullock return in this sequel to the 1998 hit that earned a total domestic gross of \$46.7M and \$94.4M globally (\$96M and \$194M adjusted for inflation).

9/18

RESIDENT EVIL (Sony, \$30M-\$35M)

1h 30m | Action, Horror, Sci-Fi

This is the second reboot of the RESIDENT EVIL film series, based on Capcom's Resident Evil video game franchise. The film, set in modern times, during the alternate events of RESIDENT EVIL 2 (1998), follows Bryan (Austin Abrams), a medical courier who is caught in a viral outbreak of infected monsters in Raccoon City and has to fight for survival.

9/25

FORGOTTEN ISLAND (Universal/Dreamworks, \$25M-\$27M | \$50M-\$55M Total)

1h 38m | Adventure, Animation, Fantasy

Two lifelong best friends get sucked into a magical portal while celebrating their high school graduation in the 1990s. Trapped on the mystical island of Nakali, they discover a dark twist: the longer they stay, the more their memories fade—including all recollections of each other. Co-written and directed by Joel Crawford and Januel Mercado, who also co-directed PUSS IN BOOTS: THE LAST WISH (2022).



HEART OF THE BEAST (Paramount, \$23M-\$25M | \$45M-\$50M)

Action, Adventure, Drama, Thriller

David Ayer directs this adventure thriller that follows former Army Special Forces officer James Belmont (Brad Pitt) and his retired combat dog, Odin. After a catastrophic plane crash in the unforgiving Alaskan wilderness, the pair must battle the brutal elements and rely on their training to survive.

CONCLUSION

The third quarter of 2026 may prove to be the defining stretch of the year. It features one of the deepest schedule of commercially-appealing releases since 2019, with blockbuster franchises, acclaimed filmmakers, family entertainment, horror, and original event films arriving almost weekly. If the Q3 lineup performs as expected, not only will it outperform last year it will also confirm that moviegoing is enjoying its strongest sustained recovery since the pandemic. Momentum matters. The strong performance of the first half of the year has built consumer confidence that the next "must-see" movie is right around the corner. If that pattern continues in Q3 as we expect that it will, we could be entering a period where moviegoing is becoming a regular activity, rather than an infrequent special occasion.

If Q3 finishes up with our projected year-to-date box office total of \$7.258B, only \$1.742B would need to come from the fourth quarter to reach the magic annual number of \$9B. Every Q4 since 2022 has exceeded that number. Considering that year's Q4 features a strong slate of new releases, most notably AVENGERS: DOOMSDAY and DUNE 3, we are increasingly bullish that we will wind up with a total domestic box office approaching \$9.5B. If that occurs, the industry will surely celebrate its successful year, with momentum going into 2027.

Where Will We Be at the End of the 3rd Quarter

Three Quarter Comparisons

	Box Office	ATP	Attendance	Box Office 2026 vs.	Attendance 2026 vs.
2026	\$7,258,000,000	*\$12.00	604,833,333	N/A	N/A
2025	\$6,402,000,000	*\$11.65	549,527,897	▲ 13%	▲ 9%
2024	\$6,154,000,000	\$11.31	544,120,248	▲ 18%	▲ 11%
2023	\$6,988,000,000	\$10.94	638,756,856	▲ 4%	▼ 5%
2019	\$8,343,000,000	\$9.16	910,807,860	▼ 13%	▼ 34%

*Estimated

